

Scaled data based on original data using
LM-79-08 Approved Method: Electrical and Photometric Measurements of Solid-
State Lighting Products

Test Report Prepared for
Cooper Lighting Solutions
(formerly Eaton)

Brand: McGRAW-EDISON

Report Number: P385712

Luminaire Tested: **GWC-SA1B-735-U-SL2-HSS**

Issue Date: 3/3/2020

Test Information

Test Method: LM-79-08
Report Number: P385712
TEST IS SCALED FROM IESNA LM-79-08 TEST DATA (G2-1903-205-21)
Test Lab: INNOVATION CENTER
Issue Date: 3/3/2020
Manufacturer: COOPER LIGHTING SOLUTIONS (FORMERLY EATON)
Product Line: MCGRAW-EDISON
Catalog Number: GWC-SA1B-735-U-SL2-HSS
Description: GALLEON WALL LUMINAIRE
(1) 70 CRI, 3500K, 800mA LIGHTSQUARE WITH 16 LEDS AND TYPE II SPILL LIGHT
ELIMINATOR OPTICS WITH HOUSE SIDE SHIELD
Light Source: -
Ballast/Driver: ELECTRONIC DRIVER

Summary

Lumens per Lamp: N/A
Luminaire Lumens: 4748.6 lumens
Efficiency: N/A
Efficacy: 107.9 lumens/watt
Luminous Opening: Rectangular (W 0.5' x L: 0.5' x H: 0')
IES Classification: Type III - Medium
BUG Rating: B1 - U0 - G1

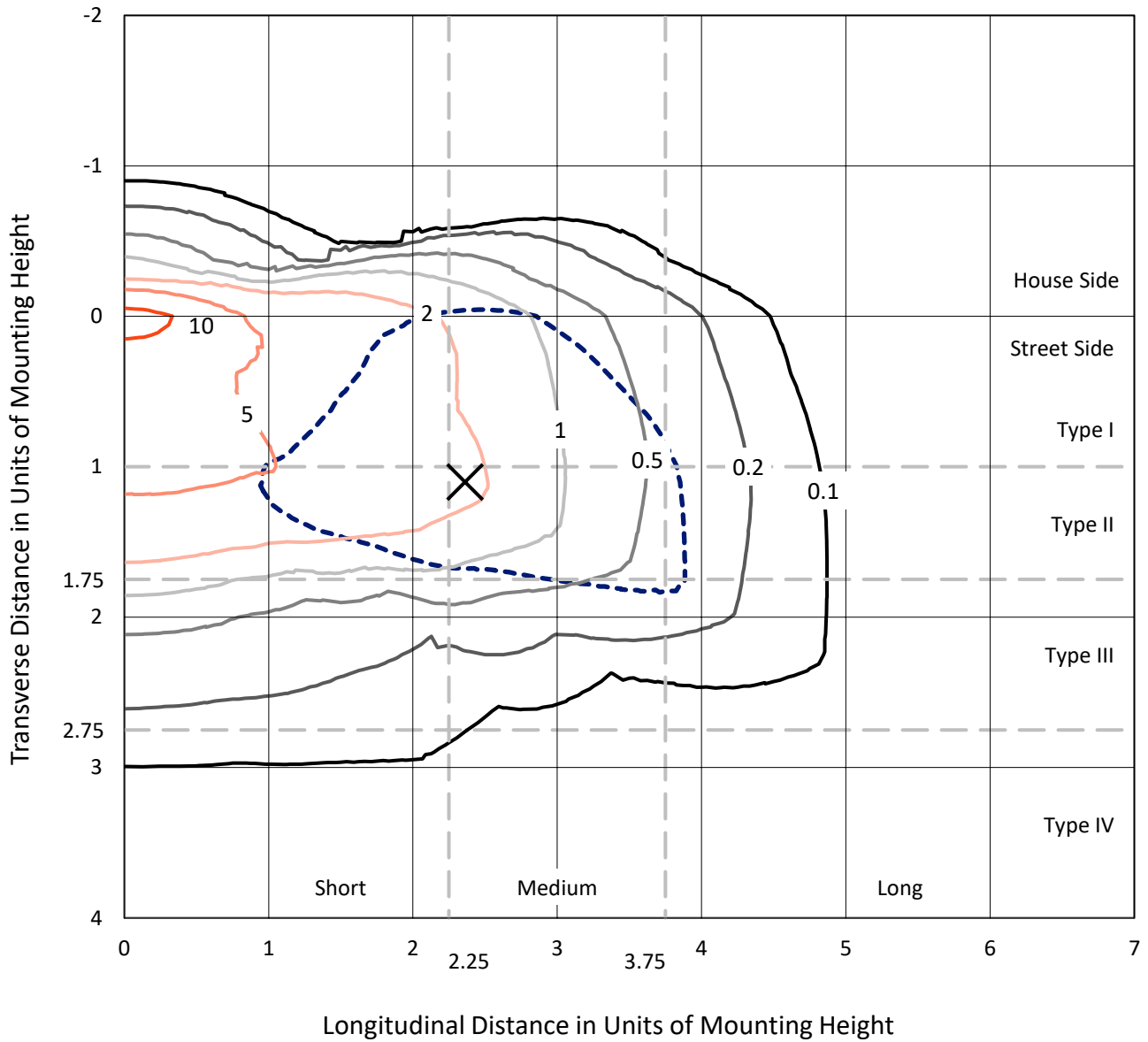
Input Watts (W): 44
Input Voltage (V): NR
Input Current (Ain): NR
Voltage Rise (V): NR
Power Factor: NR
Total Harmonic Distortion (THDi): NR
Frequency (hertz): 60
Stabilization Time: NR
Operation Time: NR
Ambient Temperature (°C): NR
Test Distance: 24 FT



REPORT NUMBER: P385712
 CATALOG NUMBER: GWC-SA1B-735-U-SL2-HSS

Iso-Footcandle Lines of Horizontal Illumination

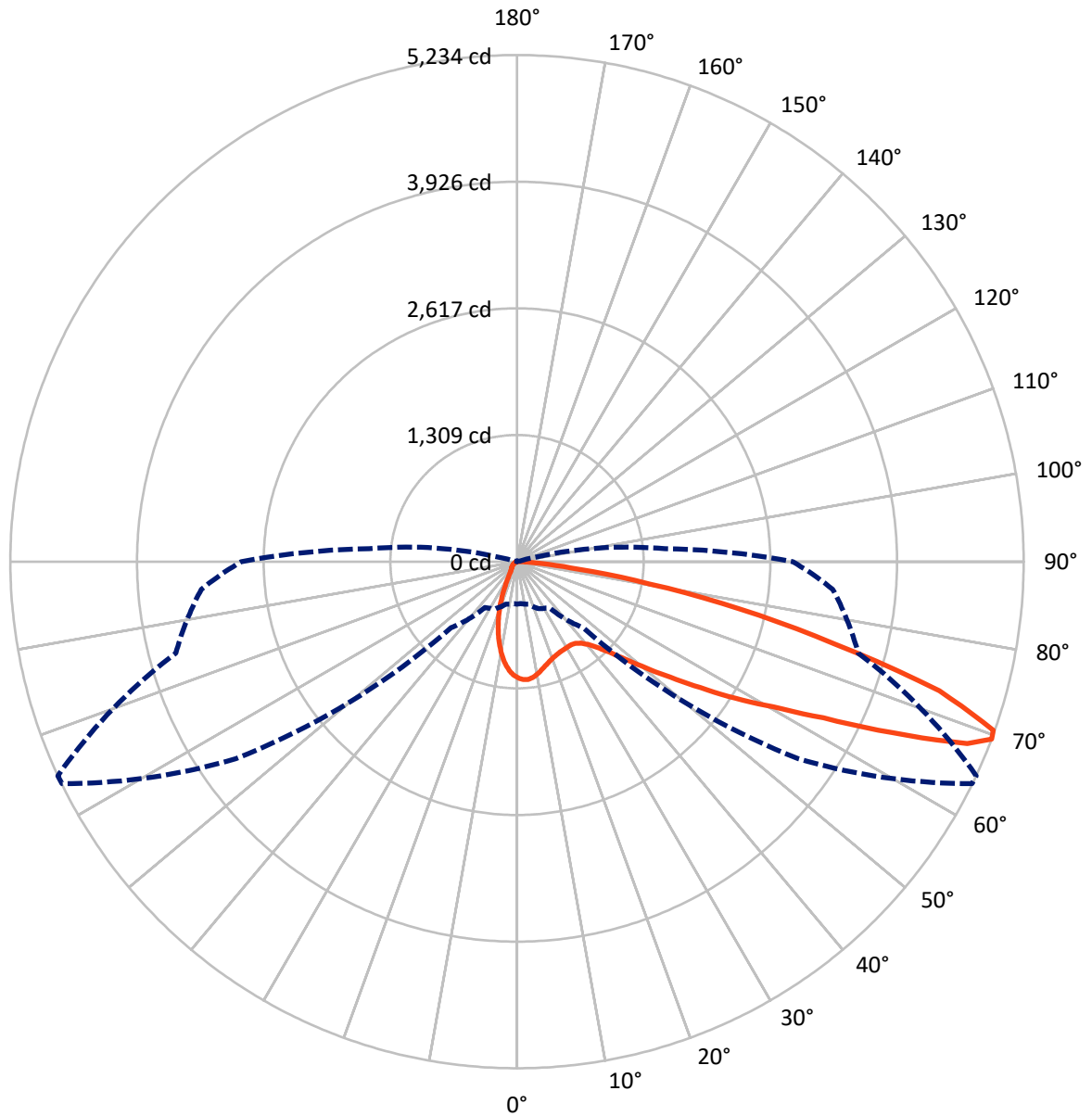
✕ Max cd
 - - - 1/2 Max cd



Based on 10 foot mounting height. Maximum calculated value = 12 fc
 Type III - Medium - N/A

REPORT NUMBER: P385712
CATALOG NUMBER: GWC-SA1B-735-U-SL2-HSS

Luminous Intensity Polar Plot



— Vertical Plane Through 65-Deg Lateral - - - Horizontal Cone Through 69-Deg Vertical

REPORT NUMBER: P385712

CATALOG NUMBER: GWC-SA1B-735-U-SL2-HSS

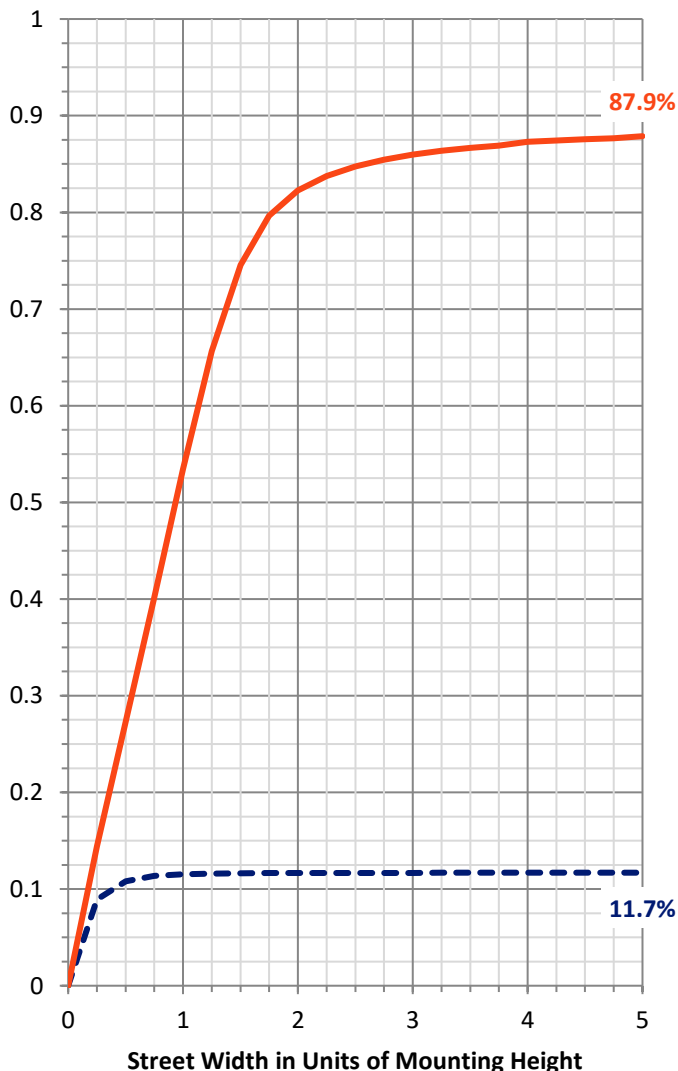
FLUX DISTRIBUTION:

		Downward	Upward	Total
House Side	Lumens	559.8	0.0	559.8
	% Fixture	11.8	0.0	11.8
Street Side	Lumens	4188.9	0.0	4188.9
	% Fixture	88.2	0.0	88.2
Total	Lumens	4748.6	0.0	4748.6
	% Fixture	100.0	0.0	100.0

ZONAL LUMENS:

Zone	Lumens	% Fixture
0°-10°	100.3	2.1
10°-20°	219.7	4.6
20°-30°	304.2	6.4
30°-40°	424.2	8.9
40°-50°	659.3	13.9
50°-60°	1058.5	22.3
60°-70°	1197.3	25.2
70°-80°	703.2	14.8
80°-90°	81.8	1.7
90°-100°	0.0	0.0
100°-110°	0.0	0.0
110°-120°	0.0	0.0
120°-130°	0.0	0.0
130°-140°	0.0	0.0
140°-150°	0.0	0.0
150°-160°	0.0	0.0
160°-170°	0.0	0.0
170°-180°	0.0	0.0
0°-90°	4748.6	100.0
0°-180°	4748.6	100.0

Coefficient of Utilization



REPORT NUMBER: P385712

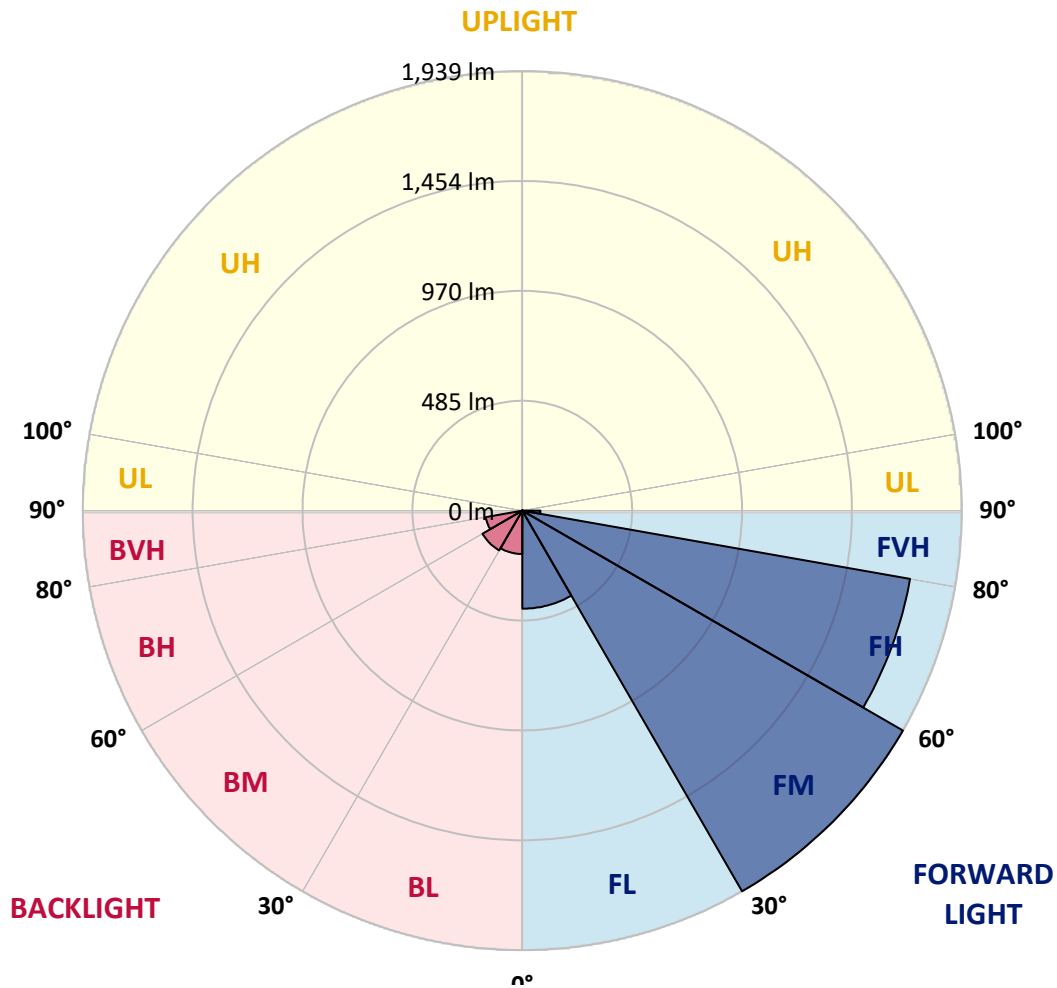
CATALOG NUMBER: GWC-SA1B-735-U-SL2-HSS

LUMINAIRE CLASSIFICATION SYSTEM LUMEN TABLE AND BUG RATING:

Zone	Lumens	% Fixture	Zone Rating/Lumen Limit		
			B	U	G
FL (0°-30°)	432.7	9.1			
FM (30°-60°)	1939.2	40.8			
FH (60°-80°)	1737.0	36.6			G1/1800
FVH (80°-90°)	80.0	1.7			G1/100
BL (0°-30°)	191.5	4.0	B1/500		
BM (30°-60°)	202.8	4.3	B0/220		
BH (60°-80°)	163.5	3.4	B1/500		G1/500
BVH (80°-90°)	1.8	0.0			G0/10
UL (90°-100°)	0.0	0.0		U0/0	
UH (100°-180°)	0.0	0.0		U0/0	

BUG Rating: B1-U0-G1

Type III Medium





REPORT NUMBER: P385712

CATALOG NUMBER: GWC-SA1B-735-U-SL2-HSS

CANDELA DISTRIBUTION (FULL):

	0°	5°	15°	25°	35°	45°	55°	64°	65°	75°	85°
0°	1200.0	1200.0	1200.0	1200.0	1200.0	1200.0	1200.0	1200.0	1200.0	1200.0	1200.0
2.5°	1210.6	1207.6	1210.0	1215.3	1217.8	1217.8	1219.9	1217.5	1218.3	1212.5	1204.0
5°	1134.9	1130.3	1136.9	1151.6	1169.6	1185.1	1208.1	1220.1	1221.3	1221.5	1211.6
7.5°	1053.3	1049.1	1058.9	1076.2	1099.6	1128.2	1168.2	1203.2	1205.2	1224.1	1216.9
10°	987.0	984.0	995.5	1013.9	1041.2	1073.4	1122.4	1171.0	1176.9	1218.7	1216.0
12.5°	934.3	932.0	942.8	964.1	992.0	1027.6	1078.8	1135.3	1143.1	1206.5	1212.0
15°	896.0	895.5	904.6	925.1	956.0	989.2	1041.7	1102.1	1111.2	1193.1	1211.4
17.5°	875.9	876.5	883.1	900.6	927.1	960.1	1010.3	1074.2	1084.1	1181.3	1214.4
20°	873.8	874.5	878.1	887.9	909.4	938.5	984.8	1050.7	1061.0	1172.5	1219.2
22.5°	891.6	891.1	892.1	891.1	903.2	925.3	968.0	1032.6	1044.4	1166.6	1223.1
25°	925.5	924.9	924.6	917.0	909.1	920.9	960.9	1022.3	1033.6	1162.4	1225.3
27.5°	972.7	972.4	971.7	959.5	935.4	927.9	961.7	1018.6	1028.0	1159.0	1224.9
30°	1034.8	1037.7	1036.8	1019.7	982.1	949.4	970.1	1016.5	1024.8	1152.4	1220.6
32.5°	1107.7	1113.4	1117.8	1099.6	1052.5	992.0	989.7	1018.8	1024.8	1147.4	1213.0
35°	1183.5	1190.8	1207.0	1200.5	1138.7	1056.2	1023.2	1032.0	1037.0	1150.2	1209.5
37.5°	1258.0	1266.7	1302.1	1320.8	1251.6	1140.9	1075.4	1064.8	1067.3	1167.2	1213.4
40°	1344.6	1357.7	1411.3	1441.5	1386.5	1254.5	1153.6	1121.0	1122.0	1204.8	1232.1
42.5°	1458.4	1471.8	1529.9	1577.1	1538.4	1397.9	1259.6	1207.0	1206.0	1275.1	1276.2
45°	1597.1	1611.1	1671.2	1723.6	1706.1	1567.9	1395.5	1332.6	1331.4	1386.1	1359.5
47.5°	1754.1	1768.0	1821.7	1875.8	1894.7	1766.4	1568.5	1504.0	1501.2	1540.1	1488.4
50°	1889.0	1898.0	1947.5	2020.2	2105.4	2010.4	1783.7	1721.6	1718.6	1744.9	1677.4
52.5°	1938.1	1943.2	1993.5	2095.3	2307.9	2340.7	2066.4	1986.4	1984.3	1995.6	1929.1
55°	1838.8	1848.2	1909.9	2061.0	2417.6	2714.0	2423.3	2314.4	2297.7	2273.0	2192.5
57.5°	1568.3	1583.3	1649.7	1850.6	2366.4	3010.2	2947.7	2685.4	2660.8	2509.7	2406.4
60°	1175.1	1193.6	1248.6	1465.5	2093.0	3115.7	3520.8	3098.6	3043.4	2698.1	2603.2
62.5°	806.4	815.6	853.0	994.3	1541.4	2942.9	4000.2	3652.2	3551.4	2903.1	2815.9
65°	615.9	619.1	634.4	682.9	917.9	2390.6	4190.9	4382.6	4260.6	3148.3	3036.8
67.5°	496.3	493.7	514.8	584.3	614.6	1458.4	3968.5	5073.7	5016.6	3475.9	3258.9
69°	437.7	434.0	455.5	536.3	577.3	964.1	3547.7	5230.5	5234.2	3649.0	3274.3
70°	393.8	396.2	417.6	507.7	564.7	756.7	3145.8	5190.5	5219.1	3713.7	3182.7
72.5°	263.0	269.4	312.3	421.6	543.0	572.7	1899.5	4454.1	4563.9	3568.0	2730.5
75°	148.3	153.1	203.9	317.9	511.6	545.3	1003.3	3281.5	3387.5	2983.7	2105.7
77.5°	72.7	75.3	115.4	205.2	427.8	519.6	569.1	2229.0	2350.2	1947.5	1191.0
80°	30.7	32.1	57.7	126.6	305.9	495.9	422.5	1371.8	1386.8	763.0	317.2
82.5°	11.8	12.2	24.3	79.0	194.3	386.6	353.4	650.4	634.7	143.6	72.3
85°	1.4	1.6	8.8	47.4	108.1	199.0	287.2	280.3	259.4	28.6	37.2
87.5°	0.0	0.0	0.6	14.5	32.1	93.2	149.3	116.3	104.9	9.2	19.3
90°	0.0	0.0	0.0	0.0	0.0	0.0	0.0	0.0	0.0	0.0	0.0



REPORT NUMBER: P385712
 CATALOG NUMBER: GWC-SA1B-735-U-SL2-HSS

CANDELA DISTRIBUTION (continued):

	90°	95°	105°	115°	125°	135°	145°	155°	165°	175°	180°
0°	1200.0	1200.0	1200.0	1200.0	1200.0	1200.0	1200.0	1200.0	1200.0	1200.0	1200.0
2.5°	1197.0	1195.0	1184.1	1168.4	1153.6	1135.1	1117.4	1106.8	1098.3	1092.7	1099.3
5°	1200.2	1191.3	1158.4	1116.2	1074.8	1028.2	984.8	948.0	933.6	917.5	924.7
7.5°	1199.2	1182.5	1123.2	1048.1	972.1	893.6	819.2	761.9	732.2	703.0	710.5
10°	1194.2	1166.1	1076.2	964.9	851.2	738.3	632.8	552.6	507.7	467.2	473.0
12.5°	1183.1	1143.9	1020.7	869.7	717.5	568.6	445.1	342.4	287.4	263.0	266.0
15°	1176.5	1122.4	962.1	773.2	574.9	396.0	272.0	202.3	177.3	169.2	170.2
17.5°	1173.3	1101.7	901.4	662.9	429.0	252.1	175.9	155.1	149.7	148.3	148.7
20°	1170.0	1080.9	838.9	553.8	295.5	169.6	144.5	138.5	136.4	134.6	135.0
22.5°	1164.7	1060.8	771.8	443.3	199.3	137.6	130.2	124.4	120.1	118.0	118.4
25°	1158.0	1039.6	703.2	330.1	145.5	122.8	115.7	107.5	102.5	98.4	98.6
27.5°	1147.4	1013.7	632.6	240.3	122.2	109.9	100.4	91.4	82.9	78.3	78.3
30°	1132.4	984.4	554.0	172.0	109.5	97.2	85.8	74.6	65.5	61.2	60.9
32.5°	1116.0	953.9	474.6	130.4	99.5	85.4	72.3	60.5	52.4	49.0	48.8
35°	1101.9	920.9	395.5	109.3	89.4	73.9	59.7	49.6	43.2	40.4	40.2
37.5°	1092.9	887.9	318.3	97.7	80.4	63.3	50.1	41.0	36.4	34.2	33.9
40°	1091.5	863.4	247.7	88.8	72.0	53.8	41.8	34.8	30.5	28.1	27.9
42.5°	1109.8	849.4	190.0	81.4	63.3	45.7	35.6	29.8	25.4	22.9	22.7
45°	1157.8	853.8	146.3	74.8	54.7	38.6	30.2	24.7	20.7	18.9	18.5
47.5°	1245.4	884.3	116.3	68.1	46.4	32.8	25.7	20.5	17.1	15.3	15.0
50°	1401.3	956.0	97.2	60.9	38.8	27.9	21.3	16.7	13.9	12.2	12.0
52.5°	1608.3	1083.9	86.8	53.8	32.1	23.7	17.5	13.2	10.9	9.7	9.5
55°	1836.5	1238.6	79.9	46.2	26.3	19.7	13.9	10.4	8.5	7.4	7.0
57.5°	2059.4	1372.5	73.6	38.8	21.9	16.1	11.1	8.3	6.7	5.6	5.4
60°	2264.1	1495.8	66.1	31.2	17.8	12.7	8.6	6.4	5.3	4.2	4.2
62.5°	2483.4	1591.1	55.9	24.3	14.7	9.7	7.0	5.8	4.2	3.7	3.4
65°	2715.7	1661.7	43.8	18.9	11.5	7.2	5.8	6.0	3.4	2.6	2.4
67.5°	2887.2	1647.7	32.3	14.8	8.8	5.6	5.6	6.4	3.0	2.0	1.8
69°	2849.5	1533.4	27.1	12.9	7.6	4.8	5.3	6.4	2.8	1.8	1.6
70°	2739.9	1406.7	24.0	11.5	6.9	4.4	5.0	6.2	2.6	1.8	1.6
72.5°	2281.8	1059.5	18.7	8.6	5.4	3.7	4.2	5.4	2.6	1.8	1.4
75°	1716.4	678.1	14.3	6.2	4.0	2.8	3.2	4.0	2.6	1.6	1.4
77.5°	933.9	244.5	10.2	4.2	2.8	2.3	2.3	3.0	2.4	1.2	0.8
80°	240.1	61.5	6.4	2.8	2.3	1.6	1.4	2.0	1.4	0.2	0.0
82.5°	59.3	13.9	3.4	2.0	1.6	0.6	0.6	1.0	0.6	0.0	0.0
85°	32.6	6.9	2.3	1.4	0.8	0.0	0.0	0.2	0.0	0.0	0.0
87.5°	16.7	2.0	0.6	0.4	0.2	0.0	0.0	0.0	0.0	0.0	0.0
90°	0.0	0.0	0.0	0.0	0.0	0.0	0.0	0.0	0.0	0.0	0.0

Signify Classified - Internal
Cooper Lighting Solutions Photometric Lab
1121 Highway 74 South
Peachtree City, GA 30269

Scaled Data Report



Report Generated By 670245982

Signify Classified - Internal
Cooper Lighting Solutions Photometric Lab
1121 Highway 74 South
Peachtree City, GA 30269

Scaled Data Report



Signify Classified - Internal
Cooper Lighting Solutions Photometric Lab
1121 Highway 74 South
Peachtree City, GA 30269

Scaled Data Report



Signify Classified - Internal
Cooper Lighting Solutions Photometric Lab
1121 Highway 74 South
Peachtree City, GA 30269

Scaled Data Report



Signify Classified - Internal
Cooper Lighting Solutions Photometric Lab
1121 Highway 74 South
Peachtree City, GA 30269

Scaled Data Report



--- HS — SS

Signify Classified - Internal
Cooper Lighting Solutions Photometric Lab
1121 Highway 74 South
Peachtree City, GA 30269

Scaled Data Report



u

Signify Classified - Internal
Cooper Lighting Solutions Photometric Lab
1121 Highway 74 South
Peachtree City, GA 30269

Scaled Data Report



Signify Classified - Internal
Cooper Lighting Solutions Photometric Lab
1121 Highway 74 South
Peachtree City, GA 30269

Scaled Data Report



(END OF REPORT)